

Specification Guide

Captivate 100 | 80 | 60 BTE 105

Captivate is the next generation hearing instrument breakthrough on the Sonic SoundDNA platform. The BTE 105 is designed for users with moderate to profound hearing losses. It includes 2.4 GHz Bluetooth® Low Energy and NFMI technology, a telecoil, and double push button for

volume and program changes. The Captivate BTE 105 is available with an earhook and compatible with the miniFit thin tube system for use with a variety of domes and custom molds.

MINIFIT 0.9 MM



CV 100|80|60 B 105

MINIFIT 1.3 MM



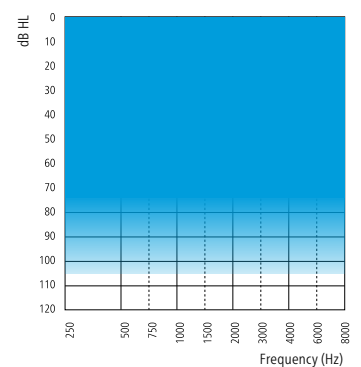
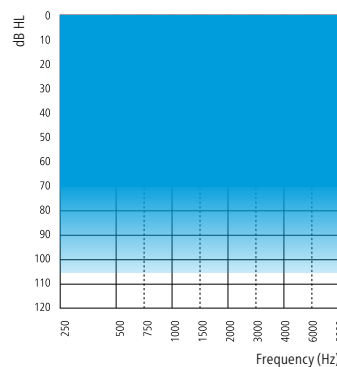
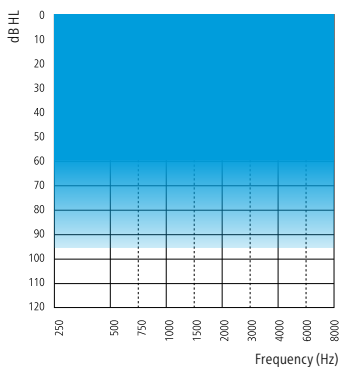
CV 100|80|60 B 105

EARHOOK



CV 100|80|60 B 105

Made for
iPhone | iPad | iPod



Technical features

- 2.4 GHz Bluetooth® Low Energy
- NFMI (near-field magnetic induction)
- 13 size battery
- Double push button
- Telecoil
- miniFit thin tube
- Hydrophobic coating
- IP68 rated

Accessories

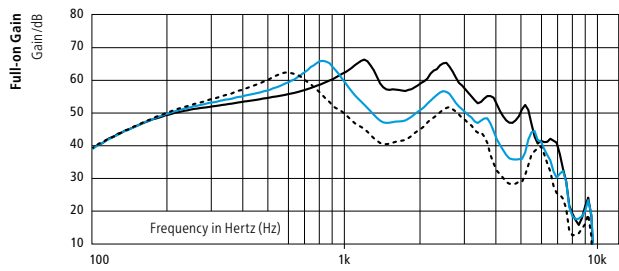
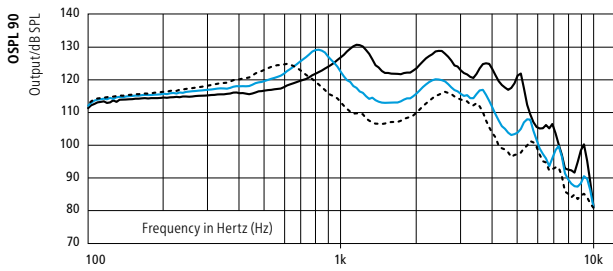
- SoundLink 2 app (for iOS and Android™)
- RC-A (remote control)
- TV-A (TV adapter)
- FittingLINK 3.0 (wireless programming interface)
- SoundClip-A
- Direct Audio Input (DAI) adapter
- FM adapter

Captivate is a Made for iPhone® hearing aid, compatible with devices running iOS 9.3 or later. For information on compatibility, please visit www.sonici.global/compatibility.

CAPTIVATE 100 BTE 105

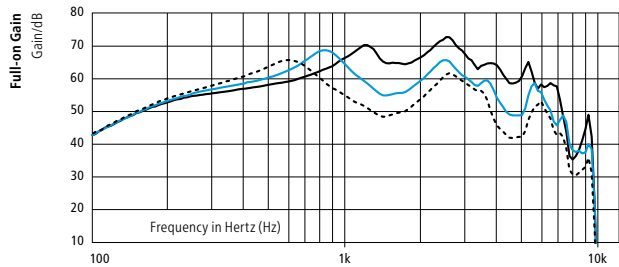
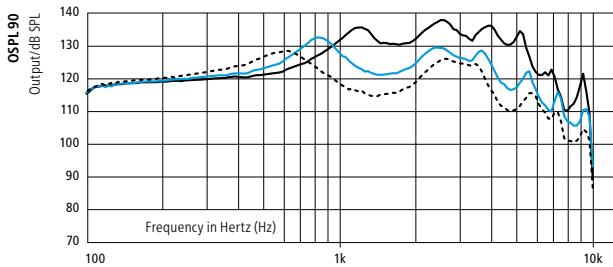
— Earhook
 — Thin tube 1.3 mm
 - - - Thin tube 0.9 mm

2CC COUPLER



	EARHOOK	THIN TUBE 1.3	THIN TUBE 0.9
OSPL90, Peak (dB SPL)	131	129	125
OSPL90, 1600 Hz (dB SPL)	122	113	107
OSPL90, HFA (dB SPL)	126	118	112
Full-on Gain, Peak (dB)	66	66	62
Full-on Gain, 1600 Hz (dB)	57	47	41
Full-on Gain, HFA (dB)	62	54	47
Reference Test Gain (dB)	50	43	36
Quiescent Current (mA)	1.6	1.6	1.6
Operating Current (mA)	1.9	2.0	2.0
Battery Size	13	13	13
Distortion 500/800/1600 Hz (%)	<4/<2/<2	<2/<2/<2	<2/<2/<2
Frequency Range (Hz)	100-5800	100-6700	100-6900
Equivalent Input Noise ¹⁾ dB(A)	14	19	20
Telecoil 1 mA/m 1600 Hz, IEC (dB SPL)	89	79	73
Telecoil HFA SPLITS (dB SPL)	107	99	93

EAR SIMULATOR



	EARHOOK	THIN TUBE 1.3	THIN TUBE 0.9
OSPL90, Peak (dB SPL)	138*	132*	128
OSPL90, 1600 Hz (dB SPL)	130	121	115
OSPL90, HFA (dB SPL)	-	-	-
Full-on Gain, Peak (dB)	73	69	66
Full-on Gain, 1600 Hz (dB)	65	56	49
Full-on Gain, HFA (dB)	-	-	-
Reference Test Gain (dB)	56	47	41
Quiescent Current (mA)	1.6	1.5	1.5
Operating Current (mA)	1.7	1.6	1.7
Battery Size	13	13	13
Distortion 500/800/1600 Hz (%)	<7/<4/<2	<3/<2/<2	<2/<2/<2
Frequency Range (Hz)	-	-	-
Equivalent Input Noise ¹⁾ dB(A)	18	22	22
Telecoil 1 mA/m 1600 Hz, IEC (dB SPL)	96	87	81
Telecoil HFA SPLITS (dB SPL)	-	-	-

1) Technical data measured with expansion, corresponding to the test box measurement settings.

"2cc" refers to a coupler according to IEC 60318-5:2006. "Ear simulator" refers to a coupler according to IEC 60318-4:2010.

Applied versions: IEC 60118-0 /A1:1994, IEC 60118-1 /A1:1998, IEC 60118-7: 2005, ANSI S3.22: 2014, IEC 60118-0:2015.

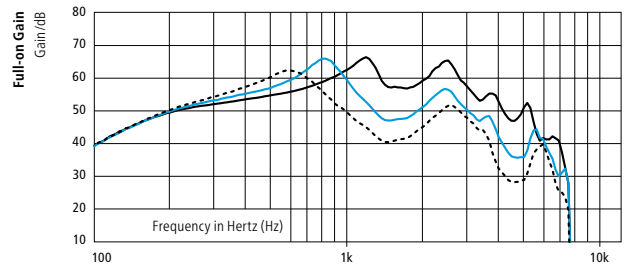
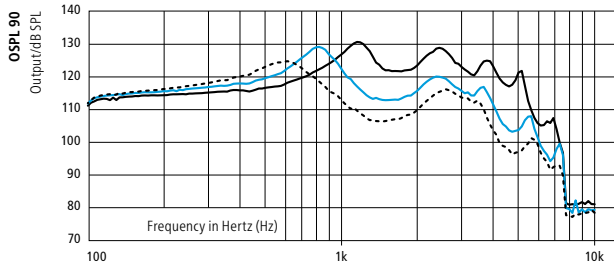
Full-on gain is measured with the gain control of the hearing aid set to its full-on position minus 20 dB and with an input SPL of 70 dB.

This is to obtain a gain response equal to the full-on gain response from e.g. IEC 60118-0+A1:1994 but without influence of feedback.

* Special care should be taken when fitting and using a hearing instrument with maximum sound pressure capability in excess of 132 dB SPL (IEC 60318-4) since there may be a risk of impairing the remaining hearing of the hearing instrument user.

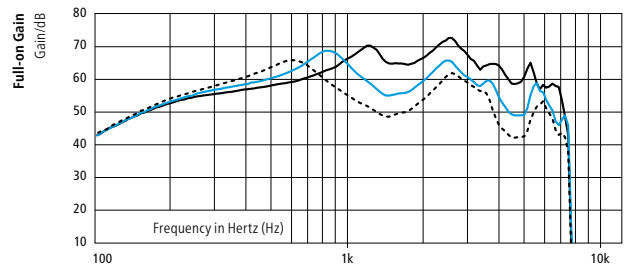
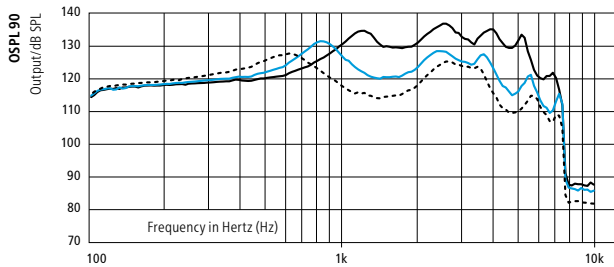
— Earhook
 — Thin tube 1.3 mm
 - - - Thin tube 0.9 mm

2CC COUPLER



	EARHOOK	THIN TUBE 1.3	THIN TUBE 0.9
OSPL90, Peak (dB SPL)	131	129	125
OSPL90, 1600 Hz (dB SPL)	122	113	107
OSPL90, HFA (dB SPL)	126	119	112
Full-on Gain, Peak (dB)	66	66	62
Full-on Gain, 1600 Hz (dB)	57	47	41
Full-on Gain, HFA (dB)	62	54	47
Reference Test Gain (dB)	50	43	36
Quiescent Current (mA)	1.6	1.6	1.6
Operating Current (mA)	1.9	2.0	2.0
Battery Size	13	13	13
Distortion 500/800/1600 Hz (%)	<4/<2/<2	<2/<2/<2	<2/<2/<2
Frequency Range (Hz)	100-5800	100-6700	100-6700
Equivalent Input Noise ¹⁾ dB(A)	14	18	22
Telecoil 1 mA/m 1600 Hz, IEC (dB SPL)	89	79	73
Telecoil HFA SPLITS (dB SPL)	106	100	93

EAR SIMULATOR



	EARHOOK	THIN TUBE 1.3	THIN TUBE 0.9
OSPL90, Peak (dB SPL)	138*	132*	128
OSPL90, 1600 Hz (dB SPL)	130	121	115
OSPL90, HFA (dB SPL)	-	-	-
Full-on Gain, Peak (dB)	73	69	66
Full-on Gain, 1600 Hz (dB)	65	56	50
Full-on Gain, HFA (dB)	-	-	-
Reference Test Gain (dB)	56	47	41
Quiescent Current (mA)	1.6	1.5	1.5
Operating Current (mA)	1.7	1.6	1.6
Battery Size	13	13	13
Distortion 500/800/1600 Hz (%)	<7/<4/<2	<3/<2/<2	<2/<2/<2
Frequency Range (Hz)	-	-	-
Equivalent Input Noise ¹⁾ dB(A)	18	24	25
Telecoil 1 mA/m 1600 Hz, IEC (dB SPL)	96	87	81
Telecoil HFA SPLITS (dB SPL)	-	-	-

1) Technical data measured with expansion, corresponding to the test box measurement settings.

"2cc" refers to a coupler according to IEC 60318-5:2006. "Ear simulator" refers to a coupler according to IEC 60318-4:2010. Applied versions: IEC 60118-0 /A1:1994, IEC 60118-1 /A1:1998, IEC 60118-7: 2005, ANSI S3.22: 2014, IEC 60118-0:2015.

Full-on gain is measured with the gain control of the hearing aid set to its full-on position minus 20 dB and with an input SPL of 70 dB. This is to obtain a gain response equal to the full-on gain response from e.g. IEC 60118-0+A1:1994 but without influence of feedback.

* Special care should be taken when fitting and using a hearing instrument with maximum sound pressure capability in excess of 132 dB SPL (IEC 60318-4) since there may be a risk of impairing the remaining hearing of the hearing instrument user.

FEATURE OVERVIEW

	CAPTIVATE 100	CAPTIVATE 80	CAPTIVATE 60
SOUND QUALITY			
Signal Processing		Speech Variable Processing	
SmartCompress	10 options	6 options	2 options
Frequency Bandwidth	10 kHz	8 kHz	8 kHz
Phoneme Focus	●	●	●
Envelope Focus	●	●	●
Extended Dynamic Range	●	–	–
Low Frequency Enhancement	●	●	●
Frequency Transfer	●	●	●
Adaptive Feedback Canceller Pro	●	●	●
NOISE MANAGEMENT			
SPiN Noise Reduction	4 options	4 options	3 options
SPiN Engage	4 options	3 options	2 options
Wind Noise Reduction	●	●	●
Soft Noise Reduction	●	●	●
Impulse Noise Reduction	4 options	3 options	3 options
DIRECTIONALITY			
SPiN Directionality	2 options: Hi/Med	1 option: Med	1 option: Med
True Directionality	●	–	–
Fixed Directionality	●	●	●
Omni Directionality	●	●	●
BINAURAL COORDINATION			
Volume and Program Change	●	●	●
Binaural Noise Management	●	●	–
Non-Telephone Ear Control	●	●	●
PROGRAMMING OPTIONS			
Universal Program	●	●	●
Fitting Bands	16	14	12
Environments	14	13	13
Manual Listening Programs	4	4	4
SmartMusic Program	●	●	●
Airplane Program	●	–	–
Data Logging	●	●	●
Adaptation Manager	●	●	●
Tinnitus SoundSupport	●	●	●

Captivate 100|80|60 B 105 can be programmed with EXPRESSfit® Pro 2019.1 or higher

Operating conditions

- Temperature: +1°C to +40°C
- Humidity: 5 % to 93 %, non-condensing

Storage and transportation conditions

- Temperature and humidity shall not exceed the below limits for extended periods during transportation and storage:
- Temperature: –25°C to +60°C
 - Humidity: 5 % to 93 %, non-condensing



Sonic Innovations, Inc.
2501 Cottontail Lane
Somerset, NJ 08873 USA
+1 888 423 7834

EC REP

Sonic AG
Morgenstrasse 131B
3018 Bern, Switzerland
+41 31 560 21 21

©2019 Sonic Innovations, Inc. All rights reserved.

Apple, the Apple logo, iPhone, iPad, iPod touch, and Apple Watch are trademarks of Apple Inc., registered in the U.S. and other countries. App Store is a service mark of Apple Inc. Android, Google Play, and the Google Play logo are trademarks of Google LLC.

The Bluetooth® word mark and logos are registered trademarks owned by the Bluetooth SIG, Inc. and any use of such marks by William Demant Holding A/S is under license. Other trademarks and trade names are those of their respective owners.

CE 0543

